



- High pressure up to 700 bar up to 7,3 l/min (H)
- Low pressure up to 250 bar up to 20 l/min (N)

Compact Power Unit HN High pressure - Low pressure

Specification:

High pressure - Low pressure, for each application range the right pressure! As a basic pump 3 radial piston elements apply up to 700 bar. In a low pressure setting a gear pump can optionally be combined for increasing the flow rate (rapid and creep speed) up to a pressure of 250 bar.

The rigid tank geometry provides a high amount of convection cooling due to its cooling fins. Furthermore the tank design allows a secure base in all mounting situations. The hybrid design in combination with aluminium and plastic has a noise damping effect in the transition zone.

Advantages:

- Variety by combining High- and Low pressure as well as one- and two-circuit operation (modular system)
- Higher switch-on time by using an exterior electric motor and an aluminium oil tank with cooling fins (increased heat dissipation)
- Supplementary cooling option
- Variable length of the oil tank
- Enlargement of control by adding different HYDAC stacking systems
- Horizontal and vertical mounting designs
- Energy-efficient

Applications:

Power units type HN are suitable for:

- Presses and forming machines
- Clamping, loosening in machine tools
- Hydraulic tools
- Clamping hydraulics
- Activation of lift and pivoting devices
- Auxiliary drives

Technical Data:

- Motors: P_n = 1,1 KW ... 3,0 KW
- Motor voltages: 3Ph. 230/400V - 50Hz
- IP-Rating: min. IP54 according to DIN EN 60034-5
- Tank volumes: 2 – 16 l
- Cooling: Convection, air or additional cooling

The modular system HN enables a combination of High pressure ($p_{\max} = 700\text{bar}$) and Low pressure ($p_{\max} = 250\text{bar}$).

Exemplary parameters

	H	HN	N	NN	N-N	H-H	H-N
p (bar)	700	H: 700 N: 80	110	250	N1: 150 N2: 100	H1: 700 H2: 700	H: 500 N: 50
Q (l/min)	3	H: 2,5 N: 15	20	7,5	N1: 6 N2: 6	H1: 1,5 H2: 1,5	H: 2,5 N: 8

One-circuit operation:

- H : High pressure
- HN: High-und Low pressure (changeover)
- N: Low pressure
- NN: Low pressure (double pump)

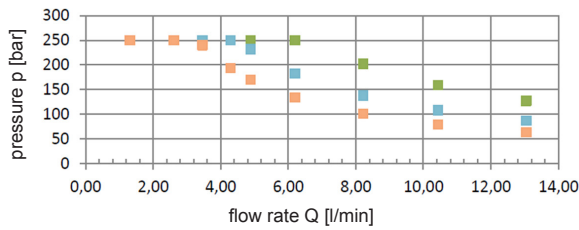
Two-circuit operation:

- N-N: 2 x Low pressure
- H-H: 2 x High pressure
- H-N: 1 x High pressure and 1 x Low pressure

The following diagrams present the reachable pressure and flow rate of the particular pump (gear pump (N) or radial piston pump (H)). The application of a double pump (NN, N-N or H-H) and the combination of two different types (HN and H-N) can be realised.

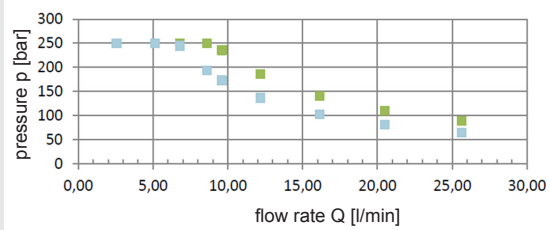


Duty points **N 4 - pole**



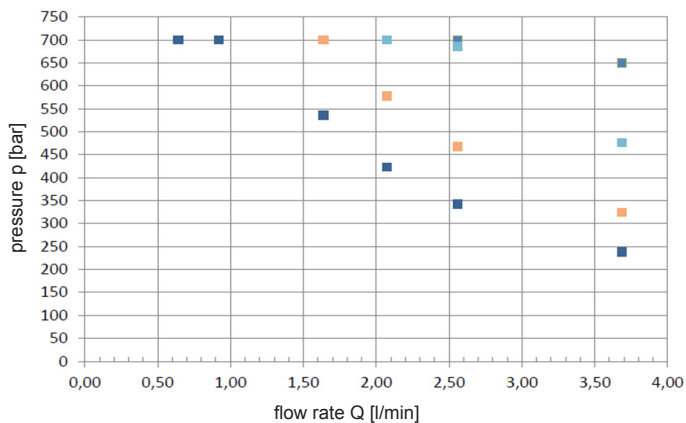
■ N 4p 2,2 kW ■ N 4p 1,5 kW ■ N 4p 1,5 kW

Duty points **N 2 - pole**



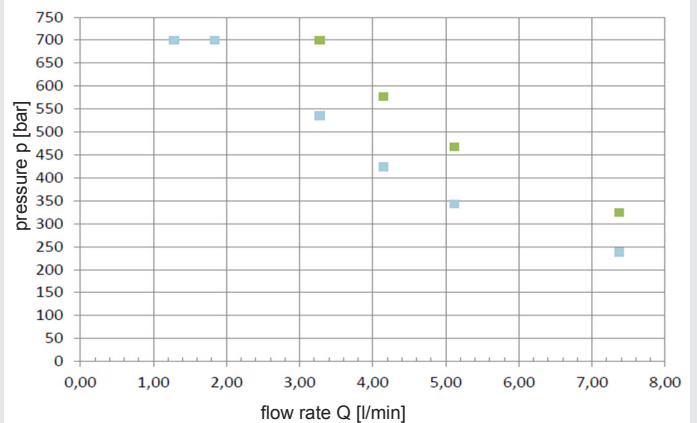
■ N 2p 3,0 kW ■ N 2p 2,2 kW

Duty points **H 4 - pole**



■ H 4p 3 kW ■ H 4p 2,2 kW ■ H 4p 1,5 kW ■ H 4p 1,1 kW

Duty points **H 2 - pole**



■ H 2p 3 kW ■ H 2p 2,2 kW

NOTE

The information in this brochure relates to the operating conditions and applications described.

For applications and operating conditions not described, please contact the relevant technical department.

Subject to technical modifications.

HYDAC Fluidtechnik GmbH
 Justus-von-Liebig-Straße
66280 Sulzbach/Saar
 Tel.: +49 (0)6897 - 509-01
 Fax: +49 (0)6897 - 509-577
 Internet: www.hydac.com
 E-Mail: flutec@hydac.com