

ME7050-PP COIL SAVER/FAST SHIFT TIMER


AS9100C & ISO 9001:2008 Certified

Function

The Lynch Coil Saver/Fast Shift Timer provides a load with full supply voltage for a preset period of time (100msec or 300msec) then provides a voltage, reduced by PWM to a preset holding voltage level.

The Coil Saver/Fast Shift Timer can be used in two ways;

- ▶ To hold a solenoid with half power, therefore reducing power consumption and heat rise.
- ▶ To actuate a solenoid with double voltage for a few milliseconds .



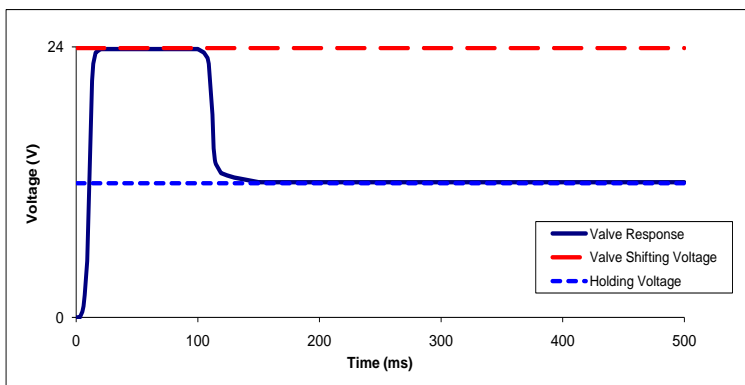
Features & Benefits

- ▶ Improved response time.
- ▶ Reduces switching time.
- ▶ Magnetic power increase.
- ▶ Saves energy by reducing holding current.
- ▶ Improves machine cycles/performance.
- ▶ Reduces operating temperature.
- ▶ Increases the lifetime of the coil.
- ▶ Output voltage is reduced to % of input voltage.
- ▶ Initial time and holding voltage % are user selectable.
- ▶ Flashing LED for mode indication.
- ▶ Mounts directly on solenoid Type A EN 175301-803 (DIN 43650) / ISO 4400.

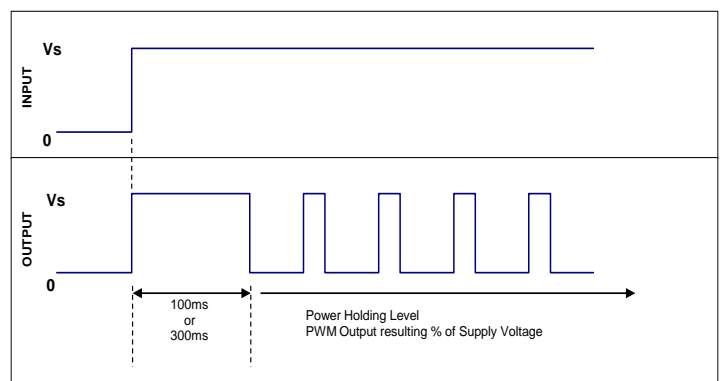
Specifications:

Supply Voltage:	9-28 VDC
Max Current:	3.0 Amp
Ambient Temperature:	-40 to +70 °C

Voltage Graph:



Timing Graph:



Contact Us For More Information

Local & International
P 1 (905) 363-2400
F 1 (905) 363-1191

Toll Free
P 1 (888) 626-4365
F 1 (800) 263-5807

Online
www.Lynch.ca
sales@lynch.ca

Canada
1799 Argentia Road
Mississauga, Ont.
L5N 3A2

USA
3790 Commerce Court
Suite 500, North
Tonawanda, NY, 14120

ME7050-PP COIL SAVER/FAST SHIFT TIMER

AS9100C & ISO 9001:2008 Certified

User Set-up Guide

There are 5 switches which control time and reduced voltage levels.
ON position is away from the LED, OFF position is towards LED.

Reduced voltage levels are set with switch combinations that provide a percentage of the supply voltage.
Ex: (Output %: 25) & (Supply Voltage: 24V) = (Reduced Holding Voltage: 6.0V)

SW1: OFF: Time = 100 msec

ON: Time = 300 msec

SW5: OFF: Enable Input is not used

ON: Enable Input is used

SW2	SW3	SW4	OUTPUT % (% of Supply Voltage)
OFF	OFF	OFF	25
OFF	OFF	ON	30
OFF	ON	OFF	35
OFF	ON	ON	43
ON	OFF	OFF	50
ON	OFF	ON	60
ON	ON	OFF	70
ON	ON	ON	86



LED Indications:

Green LED = reduced voltage is applied.

Flashing Green LED = full voltage is applied.

Red LED = short circuit/overload (voltage is disconnected).

Reset Overload Protection = Turn timer OFF and ON.

Contact Us For More Information

Local & International

P 1 (905) 363-2400

F 1 (905) 363-1191

Toll Free

P 1 (888) 626-4365

F 1 (800) 263-5807

Online

www.Lynch.ca

sales@lynch.ca

Canada

1799 Argentia Road

Mississauga, Ont.

L5N 3A2

USA

3790 Commerce Court

Suite 500, North

Tonawanda, NY, 14120